

Year 3/4 Learning from Home Activities

Please see attached for a sample schedule that you might like to follow.

You might like to visit the following websites for more learning activities:



OLW YouTube Learning Channel

https://www.youtube.com/channel/UCYNzWrC-rRpI11wQVfYA1Q?view_as=subscriber



OLW Student Page for P-2 and 3-6 Links

<https://olwschool.weebly.com/>



Listen to stories read aloud

<https://storyboxlibrary.com.au/login>

Username: olwkingsbury

Password: olwkingsbury



Khan Academy: Maths Mastery

Videos and Quizzes. *No Login required*

Level 3: <https://www.khanacademy.org/math/cc-third-grade-math>





Level 4: <https://www.khanacademy.org/math/cc-fourth-grade-math>

For online support, your teacher can be contacted Mon - Wed 9:00am - 3:30pm

Mrs Laycock: 34lteacher@olwkingsbury.catholic.edu.au

Miss Kent: 34kteacher@olwkingsbury.catholic.edu.au

Suggested Learning from Home Schedule

Time	Activity	Expectations
Before 9:00 a.m.	Wake Up Morning Chores 	Wake up, make your bed, brush teeth, eat breakfast, pick up laundry and/or toys, tidy up your room, feed pets
	Morning Exercise	Physical activity of your choice.
9:00am - 10:30am	ENGLISH Learning Time 	READING, WRITING & SPELLING <ul style="list-style-type: none"> • 45 minutes Reading Task and 20 minutes of Stamina Reading • 25 minutes Writing Task • 20 minutes Spelling, Vocabulary & Phonics Work
10:30am – 11:15am	Creativity Time	Examples: Art, Crafts, Lego, drawing, play music, bake, cook
11:15am – 12:00pm	Snack	Eat snack and clean up afterwards
12:00pm -1:00pm	MATHS Learning Time 	<ul style="list-style-type: none"> • Practice automatic recall of basic number facts • Complete today's Maths activity
1:00pm– 1:30pm	Lunch	Eat Lunch and clean up afterwards
1:30pm – 3:30pm	Afternoon Learning Time 	<ul style="list-style-type: none"> • Religion and Inquiry • Personal interests activities: Maths or Literacy Tasks
3:30pm – 4:30pm	Peaceful Activity	Examples: Physical Puzzles, Read, Nap, Play with pets/toys
4:30pm – 6:00pm	Dinner	Help set the table, eat dinner and clean up afterwards
6:00pm – 7:00pm	Family Time	Family time: Board Games, TV shows, YouTube shows, Netflix, etc.
7:00 p.m.	Ready for Bed	Take a bath/shower, wash face, brush teeth, etc.

Week 4 – MONDAY LEARNING SCHEDULE FOR YR 3/4

ENGLISH

Reading:

- 20 Minutes stamina reading- Book of your choice.
- Listen to: <https://storyboxlibrary.com.au/stories/miss-kraken>
- Text Response: "The minute we saw Miss Kraken, we all knew it was going to be a bad year." Using a Venn Diagram (below) compare Miss Kraken to a teacher of your choice. (complete it in your black homework book)

Writing: <https://www.pobble365.com/the-golden-key>

Read The Golden Key story starter and continue the story.

Complete it in your black homework book.

Spelling: Focus: /re/ digraph making the sound 'eh' as in centre.

Watch Miss Kent teach spelling

<https://www.youtube.com/watch?v=QlfhNsIB7PI&feature=youtu.be>.

Choose 8 from the list and fill in your Monday column. (linked below)

MATHS

Focus: Place Value (refresh and practise)

Watch: Khan Academy: Introduction to Place Value <https://youtu.be/v3gdX07Q6qE> then Place Value to 1000 <https://youtu.be/WHTzWZezEIY>

Complete the Quiz: (practise section) **Place Value Blocks within 1000** and **Place Value tables within 1000**

<https://www.khanacademy.org/math/cc-2nd-grade-math/cc-2nd-place-value/x3184e0ec:intro-to-place-value/e/place-value-blocks-within-1000?modal=1>

***Continue with all tasks under this place value section if you would like.**

Task: Using 3-5 dice, roll and create the biggest numbers possible.

Do this 5 times and write each number down after you roll.

Can you order them from largest to smallest?

(Tens of Thousands, Thousands, Hundred, Tens and Ones)

Now can you roll and make the small numbers?

Week 4 – TUESDAY LEARNING SCHEDULE FOR YR 3/4

ENGLISH

Reading:

- 20 Minutes stamina reading- Book of your choice.
- Listen to: Imagine a city <https://storyboxlibrary.com.au/stories/imagine-a-city>
 - Username & password: olwkingsbury

Writing: Using the story from above use this prompt : 'Elise says in her introduction "Each picture has its own tiny, little story and it's going to be different for anyone who looks at the picture."' Choose one of the illustrations from this story to use as a stimulus or prompt for writing. Consider the following details before structuring your writing as a narrative or recount.

- The background of the character.
- The reason the character is in the city.
- What the character is doing and why.
- Who the character is with.

Spelling: Complete your spelling grid with your 8 spelling words.

MATHS

Play Dead Dice:

You will need:

- five 6 sided dice
- paper
- pencil

Dead Dice Number 3

*Change dead dice number for each game or have more than 1.

Task: The first player rolls all 5 dice. If among the 5 dice, a 3 is not rolled the player adds all 5 number values together. If a 3 is rolled the player does not score. When a dead dice number is rolled, that dice is removed for that players next round. Player continue to roll until all dice are 'dead'. Highest total wins

eg:

Player 1

Player 2

1, 2, 2, 4, 5 (add total)

2, 3, 4, 4, 5 (1 dead dice)

1, 3, 3, 5, 6 (2 dead dice)

1, 3, 3, 3, (3 dead dice)

2, 2, 4, (add total)

2 (add total)

Play until all players have no dice left or best of 5 rounds.

Watch: <https://youtu.be/zVhQY173Yyo> and https://youtu.be/2njG0S_GuVA oh Khan Academy (Year 4 place value) complete quiz **Place Value Blocks** (Practise section)

Week 4 – WEDNESDAY LEARNING SCHEDULE FOR YR 3/4

ENGLISH

Reading:

- 20 Minutes stamina reading- Book of your choice.
- Look at the image <https://www.pobble365.com/white-rabbit/> (Inferring)
 - Complete the Question Time activity in your black homework book. Remember to answer the questions in complete sentences.

Writing: Ash Wednesday Writing Task: Answer these questions after watching this clip:

<https://www.youtube.com/watch?v=W47w0AqI644>

1. What is Ash Wednesday?
2. How long does it last for?
3. When was the first Ash Wednesday?
4. Why is Ash marked on our foreheads?
5. Why is Ash used ?
6. Where does the Ash come from?

Spelling: Fill in your 8 spelling words in your Wednesday Column.

Word of the Week: **Ambience**

1. What is its meaning?
2. Chunk in into syllables.
3. Use it in a sentence.

MATHS

Focus: Place Value

Click on the link and continue with all tasks under this place value section.

Watch: Place Value (Khan Academy)

- <https://youtu.be/jxA8MffVmPs> Finding Place Value
- <https://youtu.be/k3qZCXL5TeE> Creating the Largest Number

Complete Quizzes on this Unit.

Game: Play dead dice again with 10 sided dice or six 6 sided dice.

Term 1, Week 4 – YR 3/4 Afternoon Activities

Religion, Inquiry, Personal Interests

RELIGION

Topic: Lent and Easter - A Journey of Hope

Lent begins with Ash Wednesday and is a preparation time for Easter. This Wednesday is Ash Wednesday.

During Lent the Church asks us to:

1. Take extra time to pray - speaking and listening to God
2. Fast from foods or give up something that we usually enjoy
3. Almsgiving: Generously give of our money or our time to others.

We have many gifts and talents and Jesus asks us to share them. Can you think of three gifts or talents that you have? In your black homework book, write and illustrate how you will share your three gifts/talents with others during this Season of Lent.

INQUIRY

Topic: The Discovery of Australia

*What is an Explorer?

Think about this question: What is an explorer? What is the difference between explorers now and then?- record your thoughts in your homework book.

Now think:

What makes a good explorer? What is the difference between explorers then and now?

Write your responses in your homework book.

Consider the similarities between being an explorer and being a school student.

What does it mean to discover?

Write down the meaning of 'discover'. Have you ever been a discoverer and what have you 'discovered'?

- Have you 'discovered' a place? Where was it? • Do you think someone else might have 'discovered' it before you? • Can you still say you 'discovered' it? • Does this change your understanding of the word 'discover'?

Write down your thoughts in your homework book.

PERSONAL INTERESTS

Homework due Thursday!

- contract one (homework contract book)
- 5 times each (Spelling Matrix- completed in black homework book)
- read every night for at least 20 minutes
- Revise and learn the 2 and 5 times tables. Use the links below:
- https://www.youtube.com/watch?v=RALLj5ftE_M&list=PLTI33CBaOEPE1CEA14xBe29WgwHSgyIG&index=1&t=22s
- <https://www.youtube.com/watch?v=1OSzksOKzvo&list=PLTI33CBaOEPE1CEA14xBe29WgwHSgyIG&index=4>

Weekly Spelling Sheet

Focus: /re/ making the sound “eh” as in centre

<https://youtu.be/QlfhNslB7PI>

Say the Word	Monday	Tuesday	Wednesday	Thursday
Red Spelling Words				
centre				
fire				
tyre				
retire				
acre				
metre				
Orange Spelling Words				
enquire				
litre				
millilitre				
ochre				
theatre				
mitre				
Green Spelling Words				
massacre				
centimetre				
kilometre				
acquire				
sombre				
mediocre				
premature				
obscure				

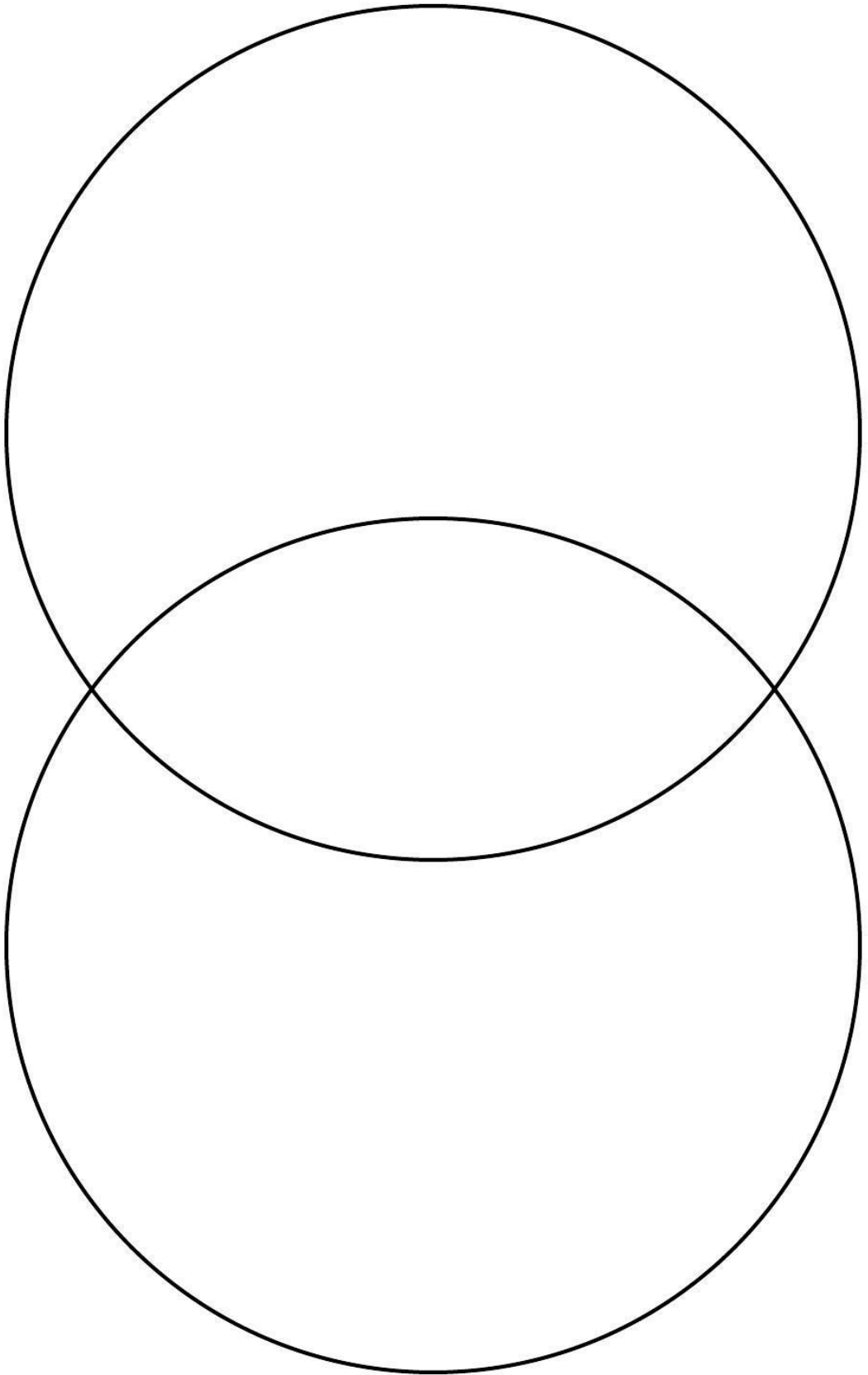
The **SMART** Spelling Grid

Name: _____

Write, say, sound, count, write.

1. Write the word
2. Say the word
3. Sound it out
4. Count the sounds
5. Write the letters, then write the tricky part again

Write the word Say the word	How many sounds?	Write the letters: broken up into graphs, digraphs, trigraphs etc.										Tricky part?
weekend	6	w	ee	k	e	n	d					ee



Year 3/4 and 5/6 Physical Education: Learning from home

Last week in Physical Education class, we explored the technique associated with Long Jump and Triple Jump events in preparation for the OLW school athletics try outs. This is a great video to review the lesson taught and to pick up extra tips for your own technique!

Long Jump and Triple Jump Technique: thanks to Little Athletics Australia for this excellent link!

<https://www.youtube.com/watch?v=oFJfEg3ux7c>

Unfortunately prior to the lockdown, we were due to explore the technique associated with discus and shot put this week. The following video link is a great introduction to what we would have covered in Physical Education class.

Discus and Shot Put Technique: thanks to Little Athletics Australia for this great link!

<https://www.youtube.com/watch?v=HFei17H7sAc>