

Year 1/2

Learning From Home

Please see the attached pages for **Term 4, Week 1** learning tasks. You might also like to visit the websites below for more learning activities. If you have any questions, email your classroom teachers Monday to Friday, 9:00am - 3:30pm



Mrs Micomonaco's email: 12mteacher@olwkingsbury.catholic.edu.au

Mrs Schroeder's email: 12steacher@olwkingsbury.catholic.edu.au



Practice your maths facts or sounds on OLW YouTube Learning Channel

<https://bit.ly/3DxK93N>



Visit the Student Page for Literacy, Maths & STEM activities

<https://olwschool.weebly.com/>



Epic Online Library
1/2M code: hrc9351
1/2S code:kca7436

<https://www.getepic.com/students>



OAK Academy
Literacy & Maths
Lessons Online

<https://bit.ly/3ytvEdn>



Online Stories

Username: olwkingsbury
Password: olwkingsbury

<https://bit.ly/2WCzleb>




Little STEAM Learners

<https://bit.ly/2WQm8EH>

My Daily Schedule

What does your daily routine look like?

You might like to follow the sample schedule below.

| | | |
|----------------------|-----------------------------------------------------------------------------------------------------------|--------------------------------------------------------------------------------------------------------------------------------------------------------------------------|
| Before 9:00 am | Get up. Eat Breakfast. Do some morning stretches or exercises. Play or take your pet for walk. | |
| 9:00am - 10:30am | Literacy Time  | Stamina Reading Literacy IXL Writing Task Spelling & Vocabulary work 9:30 - 10:00 Year 1/2S Google Meet 10:00 - 10:30 Year 1/2M Google Meet |
| 10:30am - 11:15am | Brain Break  | Take a break from the computer and do something relaxing. Example: Art, craft, play or listen to music, dance, cook. |
| 11:15am - 12:00pm | Snack Time | |
| 12:00pm - 1:00pm |  | IXL Maths Complete maths tasks set by the teacher. Practice recall of maths facts (times tables and addition facts) |
| 1:00pm - 1:30pm | Lunch time | |
| 1:30pm - 3:30pm | Afternoon tasks | Religion, Inquiry, ART, Italian, P.E, Futurescapes, Personal interests tasks. 2:00 - 2:30 Year 1/2 Google Meet |
| 3:30pm - 4:30pm | Brain Break  | Board games, puzzles, read, play with pets/toys. |



Google Meet

Video Instruction: <https://youtu.be/BNNNch5kyhk>

Class meeting times with Mrs Schroeder
1/2S 9:30am - 10:00am
2:00pm - 2:30pm

Class meeting link: meet.google.com/bkx-cvsq-qfa
Meeting code for iPad & tablet users: **bkxcvsqqfa**

When prompted to add an account, please sign in using this Google account:

Username: **12s@olwkingsbury.catholic.edu.au**

Password: **12sclass2021**

Class meeting times with Mrs Micomonaco
1/2M 10:00am - 10:30am
2:00pm - 2:30pm

Class meeting link: meet.google.com/xfx-ivep-ysg
Meeting code for iPad & tablet users: **xfxivepygs**

When prompted to add an account, please sign in using this Google account:

Username: **12m@olwkingsbury.catholic.edu.au**

Password: **12mclass2021**

MONDAY LITERACY TASKS

SPELLING

This week's spelling focus is the digraph 'oo' makes the sound "oo" as in book
Watch /oo/ digraph video: <https://www.youtube.com/watch?v=FBzfOsEcGts>

1. Complete Monday's spelling list (slide 6)

The following steps are very **IMPORTANT**. Do them every day.

Say your words in a sentence,

Say the sounds and letters in the words as we do at school


Say: The **sounds** in are w/i/n/t/er (show this in your fingers)

Say: The **letters** in are w/i/n/t/e/r (say letter names)


2. Rainbow write your words eg:



READING



<https://www.getepic.com/app/read/36311>



<https://www.getepic.com/app/read/48233>

WRITING

Once you have read these two books, begin to fill in facts about snails under each sub heading on slide 7. (**Animal Research Writing**)

You may need to reread the pages and use the contents and index pages to help you find the facts.

IXL:

Year 1: w.6 Find the words with related meanings

Year 2: v.6 Which sentence uses an antonym?

MONDAY MATHS TASKS

Unit: Making and Sharing Groups

Learning Intention: To identify groups of objects.

Warm-up: [Counting by 2s, 3s, 5s and 10s](#)

Tuning In: [Question Video: Equal Groups Models for Multiplication by 2, 5, or 10](#)

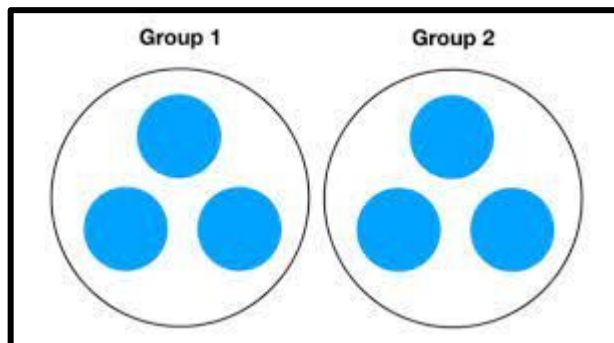
Task: Online worksheet - with answers and video links if you find this too difficult.

<https://www.nagwa.com/en/worksheets/928156210901/1/>

IXL

Year 1: m.1 [Name the two-dimensional shape](#)

Year 2: w.1 [Count equal groups](#)



Weekly Spelling Sheet Term 4 week 1

This week's spelling focus is the digraph 'oo' makes the sound "oo" as in book

Name:

| Say the word, write the word | Monday | Tuesday | Wednesday | Thursday |
|---------------------------------|--------|---------|-----------|----------|
| Red Words | | | | |
| book | | | | |
| took | | | | |
| cook | | | | |
| wood | | | | |
| good | | | | |
| foot | | | | |
| | | Orange | words | |
| shook | | | | |
| stood | | | | |
| hook | | | | |
| hoof | | | | |
| stool | | | | |
| look | | | | |
| | | Green | words | |
| cooking | | | | |
| looked | | | | |
| crook | | | | |
| outlook | | | | |
| booking | | | | |
| looking | | | | |

Animal Research Writing

```
graph TD; Animal[Animal] <--> BasicNeeds[Basic Needs]; Animal <--> Behaviour[Behaviour]; Animal <--> Habitat[Habitat]; Animal <--> LooksLike[What It Looks Like]; Animal <--> Adapt[How Does It Adapt to Its Environment?]; Animal <--> Diet[Diet]; Diet --> Predator[Predator or Prey?];
```

Basic Needs

Behaviour

Animal

Habitat

What It Looks Like

How Does It Adapt to Its Environment?

What Weather Does It Like?

Where Does It Live?

Diet

Predator or Prey?

TUESDAY LITERACY TASKS

SPELLING

Spelling focus : This week's spelling focus is the digraph **'oo'** makes the sound "oo" as in book Watch /oo/ digraph video:

1. Play the /oo/ digraph game: https://www.spellzone.com/word_lists/games-14.htm
2. Complete Tuesday's spelling list.
3. Write your words in alphabetical order.

The following steps are very IMPORTANT do them every day.

Say your words in a sentence,

Say the sounds and letters in the words as we do at school

Say: The **sounds** in are w/i/n/t/er (show this in your fingers)

Say: The **letters** in are w/i/n/t/e/r (say letter names)

READING

Text Year 1

Choose an insect from this page read about it

<https://www.getepic.com/app/read/36311>


Task:

Write 5 facts the insect you read about today. (slide 9)

Text Year 2

Choose an insect from this page read about it

<https://www.natgeokids.com/au/discover/animals/insects/stag-beetle-facts/>



WRITING ACTIVITY

Write Five Facts About the insect you read about (slide 9)

IXL:

Year 1: **A.1** Sort consonants and vowels

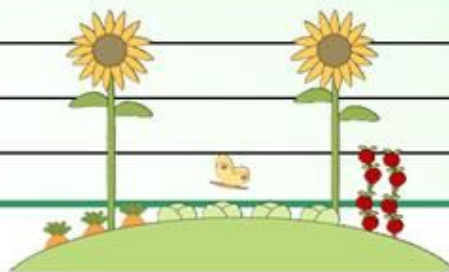
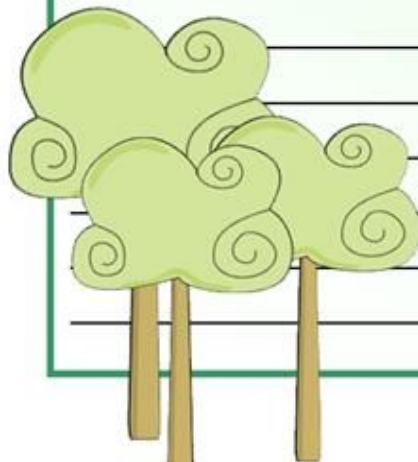
Year 2: **V.7** Find antonyms in context

Writing Task: Write 5 Facts about Insects

1. There are 3,000 different kinds of insects.
2. Only 1% are harmful to people. Most insects help us a lot.
- No bees- no food!
3. Ladybugs help farmers. They eat the bad bugs.
4. Flies live for about one month.
5. 80% of the animals on earth are insects.



Write 5 facts about an insect



TUESDAY MATHS TASKS

Learning Intention: To organise groups of objects that are organised into equal groups 2, 5 and 10.

Warm-up: [Counting Robot \(counting by 2s, 5s, & 10s for kids\)](#)

Game with a partner. Roll a dice and say what the double fact is aloud. For example, roll a 3. Double 3 is 6.

Tuning In: [Making Equal Groups Video Tutorial](#)

Task: Solve this problem:

Highlighters come into packets of 2, 5 and 10.

There are 30 students in the class.

Every student needs a highlighter.

How many packets of each would you need to buy?



IXL: Year 1: [m.2 Select two-dimensional shapes](#)

Year 2: [w.2 Identify multiplication sentences for equal groups](#)

WEDNESDAY LITERACY TASKS

Spelling

Focus: This week's spelling focus is the digraph 'oo' makes the sound "oo" as in book
The following steps are very IMPORTANT do them every day.

Say your words in a sentence,

Say the sounds and letters in the words as we do at school

Say: The **sounds** in are w/i/n/t/e/r (show this in your fingers)

Say: The **letters** in are w/i/n/t/er (say letter names)

1. Interactive Spelling

<https://www.tinytap.com/activities/gakj/play/short-oo-sound>


2. Illustrate your spelling words

3. Complete Wednesday's spelling list

Reading

Text:

<https://www.getepic.com/app/read/36591>



Task:

Draw your favourite part of the story

Writing

Diary of an insect.

Watch https://www.imdb.com/video/vi2119024921?playlistId=tt6435118&ref_tt_ov_vi

Write a half page diary pretending you are your favourite insect

See the example on slide 12

IXL

Year 1: A.2 Find the vowels in a word

Year 2: A.1 Choose the picture that rhymes with the word

DIARY OF

By: Amy



Day 1 June 10, 2021

What an exciting day! The hay crop is growing in the nearby fields! I can't wait until I reach the field. I love to nibble on the flowering clover that is in Farmer Tom's field. It tastes so sweet and yummy!

WEDNESDAY MATHS TASKS

Learning Intention: To find the total number of objects in an equal groups model by using skip counting or repeated addition.

Warm-up: <https://youtu.be/pkclJn5HrM>

Tuning In:

[Lesson Video: Adding Equal Groups](#)

More videos if you'd like to watch:

[Multiplication as repeated addition | Multiplication for kids](#)

[Repeated Addition / Groups of](#)

Task: This is an online worksheet. If you have any problems, click on the 'Play Video' tab for a video to help you.

<https://www.nagwa.com/en/worksheets/684193693484/1/>

Why not create your own row of monsters. How many medals does your monster wear? How many ears? How many toes? Etc. Then create your own repeated addition equations.

IXL

Year 1: M.3 [Count sides and vertices](#)

Year 2: W.3 [Write multiplication sentences for equal groups](#)

THURSDAY LITERACY TASKS

Spelling

Spelling focus : This week's spelling focus is the digraph 'oo' makes the sound "oo" as in book

Complete Thursday's spelling list.
Complete Spelling Grid on Slide 15

The following steps are very IMPORTANT do them every day.

Say your words in a sentence,

Say the sounds and letters in the words as we do at school

Say: The **sounds** in are w/i/n/t/er (show this in your fingers)

Say: The **letters** in are w/i/n/t/e/r (say letter names)

Say the word then jump for each letter shouting them out as you jump. Use a trampoline, a skipping rope or just the ground.



Reading

Text

https://storyboxlibrary.com.au/stories/cocoon?activity_time=true



Task:

Use some materials you have at home to make a butterfly in a cocoon



Writing

Draw a diagram of something mentioned in your book. Label it and explain what it is. (slide 17)

IXL

Year 1: B.1 Choose the picture that rhymes with the word

Year 2: A.2 Which word does not rhyme?

The SMART Spelling Grid

Name: _____


Write, say, sound, count, write.

1. Write the word
2. Say the word
3. Sound it out
4. Count the sounds
5. Write the letters, then write the tricky part again

[illegible]

| Write the Word Say the Word | How Many Sounds? | Write the letters: broken up into graphs, digraphs, trigraphs, etc. | | | | | | | | | | Tricky Part? |
|--------------------------------|---------------------|------------------------------------------------------------------------|----|----|----|----|--|--|--|--|--|-----------------|
| red words | | | | | | | | | | | | |
| book | 3 | b | oo | k | | | | | | | | |
| took | 3 | t | oo | k | | | | | | | | |
| cook | 3 | c | oo | k | | | | | | | | |
| wood | 3 | w | oo | d | | | | | | | | |
| good | 3 | g | oo | d | | | | | | | | |
| foot | 3 | f | oo | t | | | | | | | | |
| Orange words | | | | | | | | | | | | |
| shook | 3 | sh | oo | k | | | | | | | | |
| stood | 4 | s | t | oo | d | | | | | | | |
| hook | 3 | h | oo | k | | | | | | | | |
| hoof | 3 | h | oo | f | | | | | | | | |
| stool | 4 | s | t | oo | l | | | | | | | |
| look | 3 | l | oo | k | | | | | | | | |
| Green Words | | | | | | | | | | | | |
| cooking | 5 | c | oo | k | i | ng | | | | | | |
| looked | 4 | l | oo | k | ed | | | | | | | |
| crook | 3 | c | r | oo | k | | | | | | | |
| outlook | 5 | ou | t | l | oo | k | | | | | | |
| booking | 5 | b | oo | k | i | ng | | | | | | |
| looking | 5 | l | oo | k | i | ng | | | | | | |

Draw a diagram of something mentioned in your book. Label it and explain what it is.



Handwriting practice lines consisting of solid top and bottom lines with a dashed midline. There are five sets of these lines spanning the width of the page, providing space for the student to write their explanation.

THURSDAY MATHS TASKS

Learning Intention: To use and understand the multiplication symbol.

Warm-up: [Count by 3](#) | [Skip Count by 3](#) | [Skip Counting](#) | [Skip Counting Song](#) | [Jack Hartmann](#)

Tuning In: [Lesson Video: The Multiplication Symbol](#)

Task: This is an online worksheet. If you have any problems, click on the 'Play Video' tab for a video to help you.

<https://www.nagwa.com/en/worksheets/450156980108/1/>

If you like, you can create your own picture and underneath include a multiplication equation to match your picture.



shutterstock.com - 93370561

IXL

Year 1: M.4 [Compare sides and vertices](#)

Year 2: R.1 [Name the two-dimensional shape](#)

FRIDAY LITERACY TASKS

Spelling

Spelling focus : This week's spelling focus is the digraph

'oo' makes the sound "oo" as in book

Ask a parent or sibling to test you on on your words

Spelling and Dictation test will be given during Google Meets or yourself

Dictation

As Pat fed his horse the hoof of his horse stood on his foot. He took himself to the doctor, so that the doctor could take a look.

Reading

Text

<https://storyboxlibrary.com.au/storytellers/kate-tucker>



Task:

Create your own hybrid insect by combining insect heads from the story with a different insect body. Draw it and rename your hybrid insect.

Writing

Write a short description of your hybrid insect. Five to ten lines.

IXL

Year 1: **B.2** Which word does not rhyme?

Year 2: **A.3** Complete the rhyme

FRIDAY MATHS TASKS

Learning Intention: To write multiplication sentences matching models.

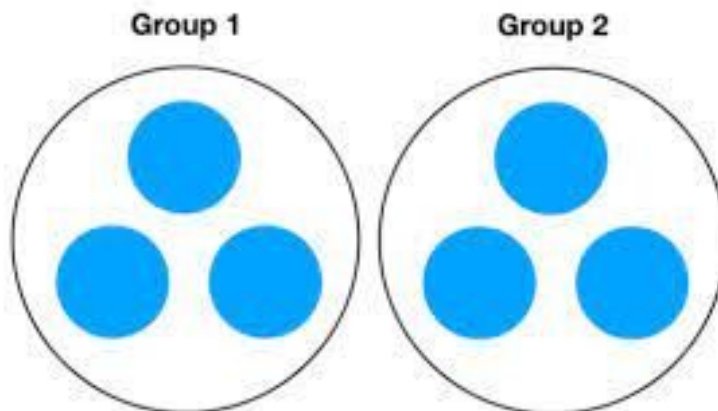
Warm-up: [Count by 3 | Skip Count by 3 | Skip Counting | Skip Counting Song | Jack Hartmann](#)

Tuning In: [Lesson Video: Writing Multiplication Sentences](#)

Task:

<https://www.nagwa.com/en/worksheets/482172074536/1/>

If you like, you can write your own multiplication sentences.



IXL:

Year 1: M.5 [Square corners](#)

Year 2: R.2 [Select two-dimensional shapes](#)

AFTERNOON TASK RELIGION

Our Religion topic is: Baptism

Write or draw about a time you joined a group. The group may include a soccer team, an art group etc.

Use the following prompts to help

- A time when and where I have been welcomed?
- How did I feel when I began/joined the group?
- How did I feel welcomed?
- What made you feel welcomed?
- Was there were any signs or symbols that helped me feel welcomed and a part of the group/activity?



Our Inquiry Topic this term is : *Living Things and Their External Features*

Session 1 **What is Living and Non-Living?**

Watch this: [Sesame Street It's Alive](#)

- How do we know if something is alive?
- What can you see that is alive?
- What can you see that is not alive?

[Living and Nonliving Things for Kids: Life Science for Children](#)

Task: Complete the online worksheet:

[Living and non-living things exercise](#)

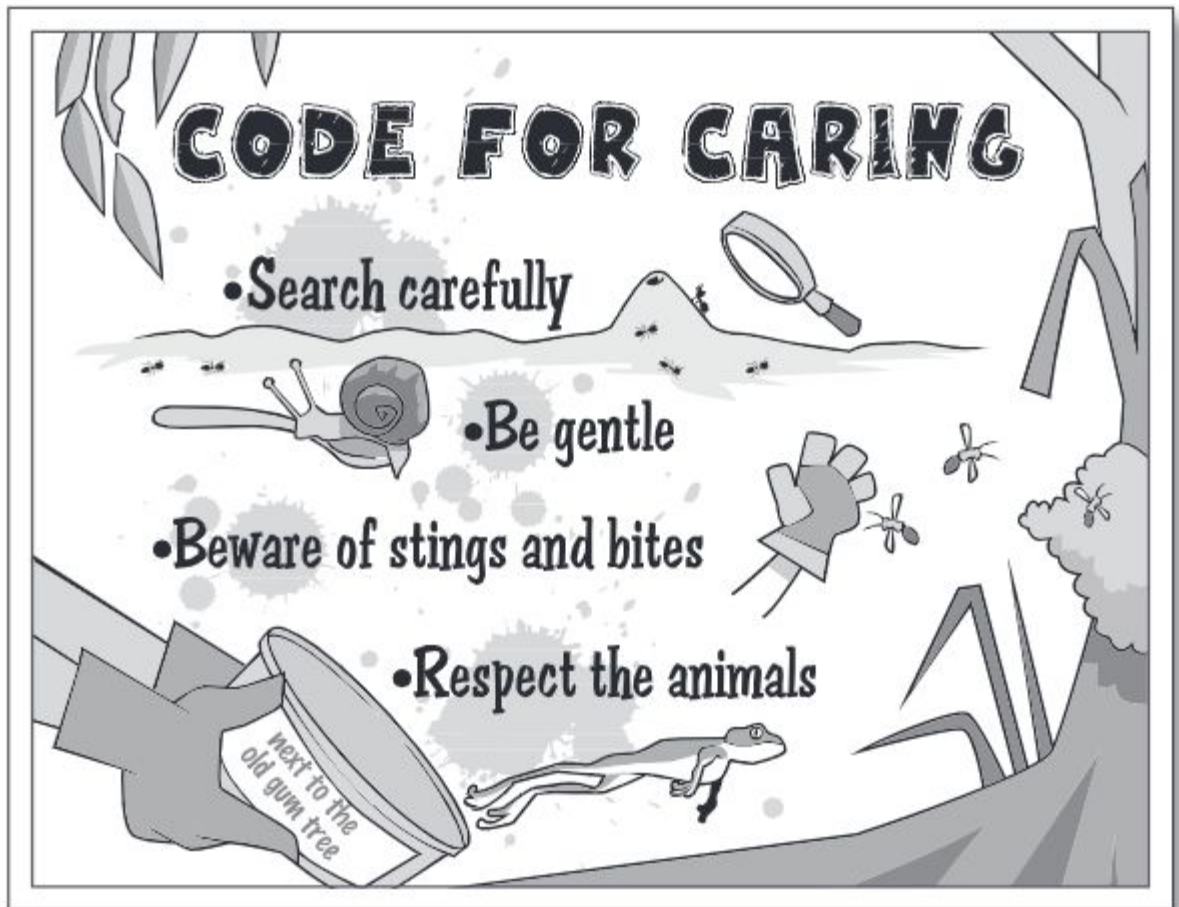
Session 2 **Garden Detectives**

[Garden detective: explore an Australian garden](#)

- What different living things did we find in the digital garden?
- Where in the digital garden did we find the small animals?
- What different body parts did the small animals have?

Task: Go outside and explore any animals and small creatures you find. Record the animal or creature on the worksheet.

Draw a picture of the creature/animal and note any characteristics, eg. does it have wings, how many legs etc? What is the name of the small animal? You may label the external features.



You are going on a safari in your backyard or park. What is a safari?

A safari is an expedition to look for and learn about a variety of animals.

Before you go on your safari, let's make sure we care for the small animals.

- Replace stones and logs after searching under them.
- Leave all plants and gardens undisturbed.
- Leave all dangerous small animals alone.
- Wear gloves to avoid bites and stings.

AFTERNOON TASK








PERSONAL INTERESTS

Look for these insects outside and complete the block diagram

Minibeasts Block Diagram



Colour a box for each item that you find

| | | | | | | | |
|---|-------------------------------------------------------------------------------------|-------------------------------------------------------------------------------------|-------------------------------------------------------------------------------------|-------------------------------------------------------------------------------------|-------------------------------------------------------------------------------------|--------------------------------------------------------------------------------------|---------------------------------------------------------------------------------------|
| 6 | | | | | | | |
| 5 | | | | | | | |
| 4 | | | | | | | |
| 3 | | | | | | | |
| 2 | | | | | | | |
| 1 | | | | | | | |
| |  |  |  |  |  |  |  |

SPECIALIST TASK

PHYSICAL EDUCATION

Street sign Bingo

A great way to stay active whilst learning from home is to go on a walk with your siblings and your parents or guardian.



It was great to see so many smiling faces in your photos from your nature walk bingo a few weeks ago!
This street sign bingo can add a little excitement to your journey!

A few ways you can play; (easier to harder)

- Bingo can be achieved by getting x4 images in a row, horizontally or vertically.
- You may also like to play super bingo by trying to find all 16 items! You may like to create your own items if you can't quite complete bingo! Maybe a different road sign or a shop you might pass on your walk.
- You may like to record photos of the items you find.
- You can award points for different images eg. 5 points for the easier items such as a give way or round about sign and 20 points for the harder items such as the kangaroo or road works signs.
- If you or your parents have a fitbit, pedometer, or fitness tracker on their phone, you may also like to record your steps taken on the walk (20 points for 1,000 steps, 50 points for 2,000 steps! You can use your imagination here with a point system!
- You may also like to create your own street sign bingo depending on the area you live in!

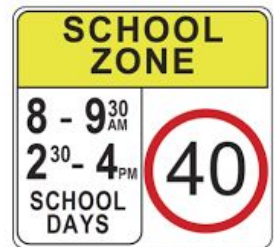
Most importantly, have fun and stay active!

Mrs Van Ballegooy
Physical Education



SPECIALIST TASK

PHYSICAL EDUCATION




PARTS OF A FLOWER

pressed flower project

Spring time Science and Futurescapes Activity

1


Press some flowers.



[Click here for video instruction](#)

2

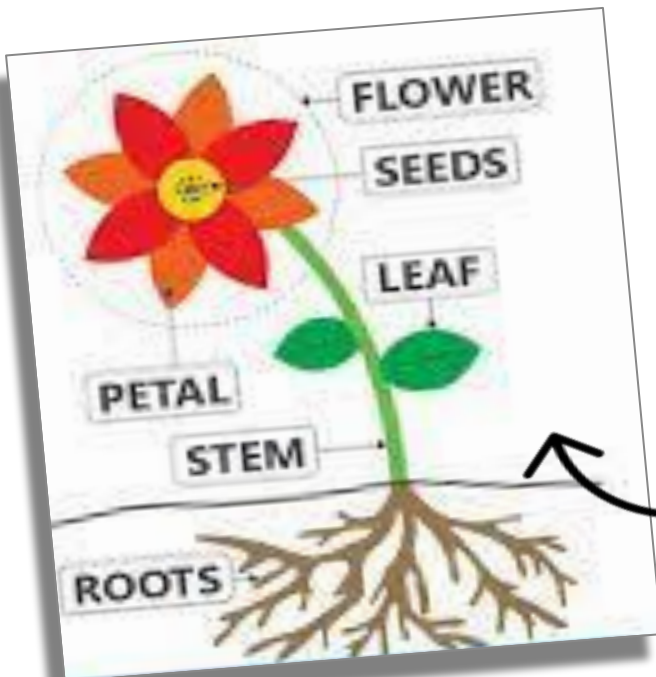
Make a magnifying glass with a plastic bottle. *(optional)*




[Click here for video instruction](#)

3

Create a diagram showing the labelled parts of a flower.



SPECIALIST TASK VISUAL ARTS



Spring time. Create a drawing of a flower or trees.

Try and go outside in your garden or visit a park and look at the trees and colourful flowers. Collect some flowers or leaves and look carefully at the detail and colour. Or search for pictures of flowers in magazines or the internet and get some ideas.

In this lesson you can use any art materials you might have at home to sketch or paint a flower(s) or trees.

You might like to try making a collage instead.

Using newspaper or coloured paper, tear into small pieces and paste on as a background. Or select colours from magazines to match the colour of your flowers or trees.

Below are video links to see examples of drawing flowers and trees.

<https://www.youtube.com/watch?v=fhYxT1tcR4Q>

<https://www.youtube.com/watch?v=NJknEdwBQFo>

<https://www.youtube.com/watch?v=z6U7kwCUQSU>




SPECIALIST TASK

ITALIAN

Ciao ragazzi, this week we will do a bit of revision.

Can you remember how to say the sign of the cross in Italian?



Watch these you tube clips and practise your counting.

<https://www.yout-ube.com/watch?v=5DigVNn1Ww4>

https://www.yout-ube.com/watch?app=desktop&v=3B68C_lj5_E

Disegna a circle around the correct word and colour.

| | | |
|--------------------------------------------|------------------------------------------|------------------------------------------|
| tre quattro sei Colora in arancione | due dieci zero Colora in rosso | otto uno quattro Colora in giallo |
| dieci dodici undici Colora in blu | nove cinque sette Colora in verde | uno nove tre Colora in bianco |