

GRADE PREP

Learning From Home

Schedule 1

Please ensure you read daily. You may use Epic and Story Box to find reading material and activities. You may also use OLW YouTube Channel, Weebly, Oak Academy and Little Stem Learners to complete activities in other curriculum areas.

If you have a particular question about the learning, email Miss Penzo:

preteacher@olwkingsbury.catholic.edu.au

Please be aware that staff are teaching during the day and are only available to respond to emails between 3:30pm - 4:00pm Monday - Friday.



Practice your maths facts, sounds in reading or STEM activities on the OLW YouTube Learning Channel

<https://bit.ly/3DxK93N>



Visit the Student Page for Literacy & Maths activities

<https://olwschool.weebly.com/>



Epic Online Library
Prep Code: pql7561

<https://www.getepic.com/students>




OAK Academy
Literacy & Maths
Lessons Online

<https://bit.ly/3ytvEdn>



Story Box
Username: olwkingsbury
Password: olwkingsbury

<https://bit.ly/2WCzleb>



Little STEAM Learners

<https://bit.ly/2WQm8EH>

Day 1 Learning Tasks

Literacy

IXL Task: Rhyming

D.1 Which word has the same ending?

Reading: Listen to this book about Summer on Epic!

<https://www.getepic.com/app/read/25753> Discuss your favourite pass time during summer

Listen: <https://www.youtube.com/watch?v=WFMI-cV9sq8>

Discuss what sound 'M' makes and words that begin with M.

Writing: Draw a picture of something you enjoy doing in summer time. Example: swimming, going to the beach, eating ice-cream etc. Try and copy or trace the sentence 'I like Summer' under your picture.

Maths

IXL Task: Counting to 10

C.1 Learn to count - up to 10

Sing along and count to 20:

<https://www.youtube.com/watch?v=D0Ajq682yrA>

Maths Task: Write or trace numbers 1-10 or 1-20.

Then go and collect 10 of the same object e.g. marbles, forks, dolls, lego and count them to make sure there is 10. If you can, do the same with 20 or even 30 objects!

Day 2 Learning Tasks

Literacy

IXL Task: Rhyming

D.2 Which two words have the same ending?

Reading: Listen to this book on Epic!

<https://www.getepic.com/app/read/42374>

Listen: https://www.youtube.com/watch?v=B5-y_faQrY

Do these words rhyme? What other words do you know that rhyme?

Writing: Draw a picture of something you did on your first day of school. Try and copy or trace the sentence 'First Day of School' under your picture.

Maths

IXL Task: Counting to 10

C.2 Count objects - up to 10

Say how many dots there are without counting

https://www.youtube.com/watch?v=-ysOy_HypLI&list=PLTI33CBaOEPEP7Cff1hL1CHmxVGqh5wjJ

Maths Task: Write or trace the numbers 1-10. Write the words one to ten and then draw a collection of objects to match the number and number word e.g. 2 two and draw two basketballs.

Day 3 Learning Tasks

Literacy

IXL Task: Rhyming

D.3 Choose the picture that rhymes with the word

Reading: Listen to the book 'Starting School' on Story Box:
<https://storyboxlibrary.com.au/storytellers/storytellers-of-starting-school>

Complete the Maggie Mouse activity for Day 3. Cut and paste the pictures that begin with m around maggie mouse.

Writing: Draw a picture of you in your brand new school uniform on your first day of school. Try and copy or trace the sentence 'My First Day of Prep' under your picture.

Maths

IXL Task: Counting to 10

C.3 Count dots - up to 10

Learn your number bonds to 5:

https://www.youtube.com/watch?v=We0SUCcY_NY&list=PLTI33CBaOEPFwkK0UmcmMw-EIGW_CJhFE

Maths Task: Make a number line to 10 using materials from home. Use this to practise counting forward and back to 10. To make it more challenging you can make a number line to 20 or 30. (Example Number Lines next slide)

Day 3 Learning Tasks

Materials: Scissors, glue, Maggie Mouse A4 Template

Instructions: Cut out the pictures and sort into two groups: pictures of things that start with /m/, and pictures of things that don't. Glue the pictures that start with /m/ onto the A4 Template around Maggie Mouse.



Day 3 Learning Tasks

Initials-F

Lesson 13 - Activity 1
Picture Sound Sort - /m/



Name: _____

Example Number Lines



Day 4 Learning Tasks

Literacy

IXL Task: Rhyming

F.1 Which word has the same ending?

Reading: Listen to the book on Epic 'Valentines Day':

<https://www.getepic.com/app/read/63725>

Listen: <https://www.youtube.com/watch?v=cSPmGPlykU&t=26s>

Dance to the words that rhyme and freeze if they don't!

Writing: Draw a picture of you and someone you love e.g. mum, dad, grandpa, grandpa, auntie, uncle, cousin, dog. Try and copy or trace the sentence 'I love my family' under your picture.

Maths

IXL Task: Counting to 10

D.4 Count on ten frames - up to 20

Learn your number bonds to 5:

https://www.youtube.com/watch?v=We0SUCcY_NY&list=PLTI33CBaOEPFwkK0UmcmMw-EIGW_CJhFE

Maths Task: Complete the sheet below online:

[https://www.liveworksheets.com/worksheets/en/English_as_a_Second_Language_\(ESL\)/Numbers/Match_numbers_1-10_hq238257az](https://www.liveworksheets.com/worksheets/en/English_as_a_Second_Language_(ESL)/Numbers/Match_numbers_1-10_hq238257az)

Day 5 Learning Tasks

Literacy

IXL Task: Rhyming

F.2 Which two words have the same ending?

Reading: Listen to the book on Storybox Online 'How to Make Friends': <https://storyboxlibrary.com.au/storytellers/libearian-bear>

Complete the Rhyming words activity for Day 5. Match the rhyming words.

Writing: Draw a picture of you and your friend. Try and copy or trace the sentence 'This is my friend....' (friend's name) under your picture.

Maths

IXL Task: Numbers 0-20

D.5 Represent numbers - up to 20

Learn your number bonds to 5:

https://www.youtube.com/watch?v=We0SUCcY_NY&list=PLTI33CBaOEPFwkK0UmcmMw-EIGW_CJhFE

Maths Task: Trace the numbers to 20 on Day 5 activities. Try and find 20 objects in your house. 20 forks, dolls, lego, marbles etc. Then count them by pointing accurately. Count them forwards and backwards.

Day 5 Learning Tasks

Rhyming Words

Draw a line to join the rhyming words together. You could also cut out the pictures, turn them face down and play a game to find rhyming pairs.



car



cat



frog



mouse



fox



house



box



bat



star



dog

Day 5 Learning Tasks

Name _____



Trace the Numbers

1	2	3	4	5
6	7	8	9	10
11	12	13	14	15
16	17	18	19	20

Inquiry/Research or STEM Task

Day 1 Hobbies- draw and label 3-6 things you enjoy doing.



Day 2 Family Portrait- Draw a family portrait of the people who live with you. Label the names of the people in you family.



Day 3 Decorate Initial Letter of Name

Cut out a stencil of the first letter of your name using white paper, Then using magazines, newspapers, junk mail etc.. to cut out pieces to make a collage of your letter name.



Inquiry/Research or STEM Task


Day 4 Religion- Watch God's Creation:

<https://www.youtube.com/watch?v=teu7BCZTgDs>

Draw and label different things that God created.



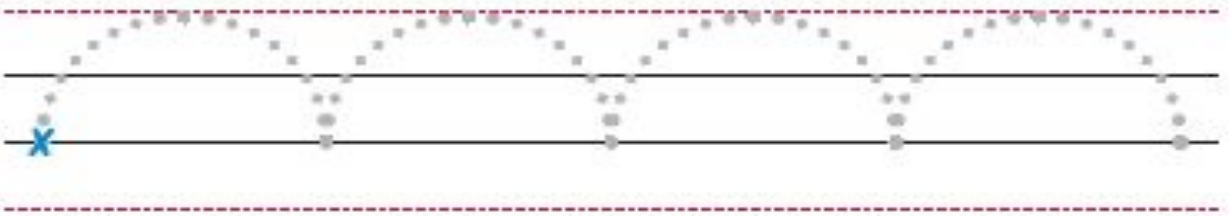
Day 5 STEM- Make a paper airplane, boat or hat.



Handwriting Tasks



Maggie Mouse




Let's practise!



Handwriting Tasks



Maggie Mouse



Let's practise!

